

Felicity O'Dell

Advanced TRAINER

**SIX PRACTICE TESTS
WITH ANSWERS**



**CAMBRIDGE
UNIVERSITY PRESS**

Cambridge University Press
978-0-521-18700-8 – Advanced Trainer
Felicity O'Dell
Frontmatter
[More information](#)

CAMBRIDGE UNIVERSITY PRESS
Cambridge, New York, Melbourne, Madrid, Cape Town,
Singapore, São Paulo, Delhi, Mexico City

Cambridge University Press
The Edinburgh Building, Cambridge CB2 8RU, UK

www.cambridge.org
Information on this title: www.cambridge.org/9780521187008

© Cambridge University Press 2012

This publication is in copyright. Subject to statutory exception
and to the provisions of relevant collective licensing agreements,
no reproduction of any part may take place without the written
permission of Cambridge University Press.

First published 2012

Printed in the United Kingdom at the University Press, Cambridge

A catalogue record for this publication is available from the British Library

ISBN 978-0-521-18699-5 Six Practice Tests without answers
ISBN 978-0-521-18700-8 Six Practice Tests with Answers and Audio CDs
ISBN 978-0-521-18701-5 Audio CDs (3)

Cambridge University Press has no responsibility for the persistence or
accuracy of URLs for external or third-party internet websites referred to in
this publication, and does not guarantee that any content on such websites is,
or will remain, accurate or appropriate. Information regarding prices, travel
timetables and other factual information given in this work is correct at
the time of first printing but Cambridge University Press does not guarantee
the accuracy of such information thereafter.

Contents

Acknowledgements		4
Introduction		5
Training and Exam practice		
Test 1	Paper 1 Reading	10
	Paper 2 Writing	26
	Paper 3 Use of English	36
	Paper 4 Listening	52
	Paper 5 Speaking	61
Test 2	Paper 1 Reading	69
	Paper 2 Writing	77
	Paper 3 Use of English	83
	Paper 4 Listening	93
	Paper 5 Speaking	101
Practice Tests		
Test 3	Paper 1 Reading	108
	Paper 2 Writing	116
	Paper 3 Use of English	118
	Paper 4 Listening	123
	Paper 5 Speaking	127
Test 4	Paper 1 Reading	130
	Paper 2 Writing	138
	Paper 3 Use of English	140
	Paper 4 Listening	145
	Paper 5 Speaking	149
Test 5	Paper 1 Reading	152
	Paper 2 Writing	160
	Paper 3 Use of English	162
	Paper 4 Listening	167
	Paper 5 Speaking	171
Test 6	Paper 1 Reading	174
	Paper 2 Writing	182
	Paper 3 Use of English	184
	Paper 4 Listening	189
	Paper 5 Speaking	193
Answer key and transcripts		196
Answer sheets		252
Speaking appendix	<i>(colour section pages C1–C24)</i>	

Acknowledgements

The authors and publishers would like to thank the following teachers and consultants who commented on the material: UK: Kathryn Alevizos, Petrina Cliff, David Jay; Spain: Nick Shaw; Switzerland: John Potts

The author would like to give particular thanks to Laila Friese at Cambridge University Press and to Jane Coates, who provided invaluable guidance and were invariably supportive throughout this project. It would have been a much poorer book without their always constructive input.

The authors and publishers acknowledge the following sources of copyright material and are grateful for the permissions granted. While every effort has been made, it has not always been possible to identify the sources of all the material used, or to trace all copyright holders. If any omissions are brought to our notice, we will be happy to include the appropriate acknowledgements on reprinting.

Daily Mail for the extract on p. 10(2) 'That sinking feeling: Couple's BMW slides into the sea as they try to attach it to speedboat', *Daily Mail* 5/8/2010; Headline Publishing Group/Penguin Group (USA) inc for the extract on p. 10(3) from *The Secret Life of Bees* by Sue Monk, © 2002. Reproduced by permission of Headline Publishing Group Limited and Penguin Group (USA) Inc; Extract on p. 10(4) from NBER Working Paper No. 2014, William Dickens Lawrence F. Katz; Joanne Mackenzie-Winters for the extract on p. 10(5) from *The Internet Guide to Scotland*. © The Internet Guide to Scotland; Penguin Group (UK) Limited/Little, Brown and Company for the extract on p. 12 from *What the Dog Saw* by Malcolm Gladwell (Penguin Books, 2009). Copyright © Malcolm Gladwell, 2009. Reprinted with permission; Thomas Sanderson Ltd for the extract on p. 13 'The summer's hottest window trends'. Reprinted with permission; Advertising Standards Authority for the extract on p. 13 'ASA Food & Soft Drink Survey: High compliance rates with tightened rules'. Reproduced with kind permission of the Advertising Standards Authority www.asa.org.uk; New Statesman for the extract on p. 14 'Good idea: Urban Jungles' by Alyssa McDonald, *New Statesman* 16/7/10. Reproduced with permission; Reed Business Information UK for the text on pp. 16–17 'Beyond Decibels: planning the new sounds of the city' by Trevor Cox, *New Scientist* 2/8/2010, for the text on pp. 20–21 'The Making of an Internet Sensation' by Richard Fisher, *New Scientist* 28/10/09. Copyright © 2009, 2010 Reed Business Information, UK. All rights reserved. Distributed by Tribune Media Services; NI Syndication for the extract on p. 23 'Science thrillers have a rich history' by Erica Wagner, *Eureka/Times Science Magazine*, August 2010. Copyright © Eureka/NI Syndication 2010; BBC Magazines/Immediate Media Co for the extract on p. 38 'Why people laugh' by Emma Bayley, *BBC Focus Magazine*, May 2008, for the extract on pp. 71–72 'The black bear whisperer' by Ted Oakes, *BBC Wildlife Magazine*, January 2011, for the adapted extract on p. 118 'Explore Ireland: the emerald isle' by Pádraic Fogarty, *BBC Wildlife Magazine* September 2010. Copyright © BBC Magazines/Immediate Media Co; Text on p. 42 from Department of Foreign Affairs and Trade website – www.dfat.gov.au; Rolf Potts for the adapted listening exercise on p. 58 from <http://www.rolfpotts.com/writers/index.php?writer=Julia+Dimon>. Copyright © Rolf Potts. Reprinted with permission; The Guardian for the extract on p. 69 'Reading is overrated' by Rick Gekoski, *The Guardian* 17/2/2011, for the extract on p. 70 'Nicholas Sparks, Successful author' by Stuart Heritage, *The Guardian* 23/4/2010, for the text on pp. 110–111 'A head start is what I need' by Adharanand Finn, 5/4/2011, for the extract on p. 153 'First robot able to develop and show emotions is unveiled' by Alok Jha, *The Guardian* 9/8/2010, for the text on p. 156 'Student gap years: Voyage of self-discovery' by Lucy Tobin, *The Guardian* 22/8/2009, for the text on p. 159 'The 10 best comedians at Edinburgh' by Stephanie Merritt, *The Observer* 4/7/2010. Copyright © Guardian News & Media Ltd 2009, 2010, 2011; The Independent for the adapted extract on p. 70 'Lady into Fox' by Andrew Barrow, *the Independent* 25/2/11, for the text on p. 76 'The Big Six: Tented camps in Australia' by Alexandra Kelsall, *the Independent* 28/8/2010, for the listening exercise on p. 96 'What to do if you lose your job' by Lauren Kaye, *the Independent* 3/1/2010, for the adapted extract on p. 120 'A rare glimpse of Audrey Hepburn's world' by Cahal Milmo, *the Independent* 1/11/10, for the text on pp. 132–133 'Nature studies by Michael McCarthy: Two lives on one quest for British Butterflies' by Michael McCarthy, *the Independent* 29/10/2010, for the text on p. 162 'The world in award-winning images' by Andrew Johnson, *the Independent* 31/10/2010, for the text on p. 184 'In just 30 days, you too can write a masterpiece' by Andrew Johnson, *the Independent* 30/12/2010. Copyright © The Independent 2010, 2011; Lynn Barber for the text on pp. 73–74 'Life and Taxes, Interview with John Malkovich', *The Observer* 9/7/2006. Reproduced with permission of Lynn Barber; Telegraph Media Group for the adapted text on p. 84 'Chilling out at the igloo hotel' by Yolanda Carlaw, *The Telegraph* 27/10/2008, for the adapted text on p. 131 'One star, two women, Judy Garland lives again' by Stephen Hough, *The Telegraph* 30/12/2010, for the text on p. 134 'Mary McCartney interview' by Roya Nikkhah, *The Telegraph* 19/10/2010, for the adapted text on p. 141 'My perfect weekend: Laila Rouass, Spooks Star' by Anna Tyzack, *The Telegraph* 28/10/2010, for the adapted text on p. 163 'Flamingos use 'make-up' to appeal to mates' by Nick Collins, *The Telegraph* 29/10/2010, for the text on pp. 178–179 'Kitchen to garage – same thing' by James May, *The Telegraph* 10/12/2010, for the adapted text on p. 185 'Toronto: the strait-laced city loosens up' by Sarah Barrell, 30/10/2010. Copyright © Telegraph Media Group Limited, 2008, 2010; National Geographic for the adapted text on p. 86 'Tapping into the electric power of heat' by Josie Garthwaite, *National Geographic News* 23/8/2010, for the adapted text on p. 88 'Miracle above Manhattan' by Paul Goldberger, *National Geographic* April 2011, for the text on pp. 154–155 'Mountain transferred' by McKenzie Funk, *National Geographic* May 2010, for the text on pp. 176–177 'Path of the Jaguar' by Mel White, *National Geographic* March 2009. Copyright © National Geographic Stock; Fairfax/Sydney Morning Herald for the text on p. 109 'The rights and wrong ways to zoo it' by David Hancocks, *Sydney Morning Herald*

20/6/2007. © Fairfax/Sydney Morning Herald; Stacey Tarpley for the text on p. 109 'The next zoo design revolution?' from www.designzoos.com. Reproduced with permission; Yachtpals.com for the text on pp. 112–113 'Roz Savage reluctantly rowing for humanity' by Kim Hampton, *Boating & Sailing News* 1/5/2010. Reproduced with permission; www.explorecompetitive.com for the adapted listening exercise on p. 124 from 'Interview with Polar Explorer and Adventurer Alex Hibbert'. Reproduced with permission; Magazine Publishing Limited for the adapted listening exercise on p. 125 from 'An interview with wildlife photographer Andy Rouse' 24/11/06 <http://www.ephotozine.com/article/an-interview-with-wildlife-photographer-andy-rouse-99>. Reproduced with permission; Center for Media Literacy for the adapted text on p. 130 'The three stages of media literacy' by Elizabeth Thoman. Copyright © 1995, Center for Media Literacy, www.medialit.com; Bang Showbiz for the adapted text on p. 131 from 'Paltrow finds footpath fame overwhelming' from *Bang Showbiz* 15/12/2010. Copyright © 2009–2011 BANG Media International; Alan Richman for the text on p. 137 'GQ Eats: The 10 Best New Restaurants in America' © January 2011 by Alan Richman. This article originally appeared in *GQ Magazine*, January 2011. Reprinted by permission of the author; Relaxnews for the adapted text on p. 140 from 'Walking can save your memory' by Jennifer Weaver. Copyright © Relaxnews/Jennifer Weaver; Youngmoney.com for the adapted listening exercise on p. 147 from 'Fraser Doherty: College Entrepreneur of the Year' by Daniel Jimenez, 22/2/2008. © 2008 Young Money, LLC; ABC News for the adapted text on p. 152 'Round the clock robots to explore Tasmania's ocean waters' 14/12/2010. Reproduced by permission of Australian Broadcasting Corporation and ABC Online. © 2010 ABC. All rights reserved; Johnny Pez for the adapted text on p. 153 from 'The History of the Positronic Robot and Foundation Stories', www.asimovonline.com. Reproduced with permission; David Higham, and Penguin (USA) Inc for the extract on p. 174 from *Family Album* by Penelope Lively. Copyright © 2009 Penelope Lively. Used by permission of Viking Penguin, a division of Penguin Group (USA) Inc, and David Higham on behalf of the author; Owlnotes.com for the listening exercise on p. 169 adapted from 'Interview with Jenna, Professional Dancer' by Amy Jacobus, 19/1/08. Copyright © www.owlnotes.com; Philip S Wenz for the adapted text on p. 175 'Living ecologically' from Ecotecture.com. Copyright © 1995–2012 Philip S Wenz. All Rights Reserved. Ecotecture® is a registered trademark of Philip S Wenz in the United States; Vija Mendelson and Jim Citron for the adapted text on p. 175 'Coming home' from *Transitions Abroad Magazine* July/August 2005. Reproduced with permission; Mircea Giurca for the text on p. 181 from www.journeyetc.com. Copyright © Mircea Giurca; Alloy Media + Marketing for the listening exercise on p. 191 adapted from 'Interview with fashion Rebecca Turbow, Fashion Designer', www.vintage.gurl.com. Courtesy Alloy Media + Marketing (www.alloymarketing.com); p. 209 – reference to ipod®. Ipod is a trademark of Apple, Inc; Cambridge ESOL for the sample answer sheets on pp. 252–256. Reproduced with permission of Cambridge ESOL.

Corpus

Development of this publication has made use of the Cambridge English Corpus (CEC). The CEC is a computer database of contemporary spoken and written English, which currently stands at over one billion words. It includes British English, American English and other varieties of English. It also includes the Cambridge Learner Corpus, developed in collaboration with the University of Cambridge ESOL Examinations. Cambridge University Press has built up the CEC to provide evidence about language use that helps to produce better language teaching materials.

Photo acknowledgements

The publishers are grateful to the following for permission to reproduce copyright photographs and material:

Key: l = left, c = centre, r = right, t = top, b = bottom

Alamy/©Jim West for C3(b), C8(b), /©Catchlight Visual Services for C4(tl), /©urbanmyth for C5(cl), /©Radius Images for C5(br), /©Topcris for pC6(tl), /©fancy for C6(tr), /©All Canada Photos for C7(b), /©ONOKY-Photononstop for C8(tl), /©Peter Titmuss for C9(tl), /©Chris Cheadle for C18(br), /©fstop for C18(bl), /©Pontino for C20(tl), /©Nic Cleave for C21(tr), /©Alex Segre for C21(cc), /©Rob Walls for C21(br), /©Shout for C22(b), /©Hugo de Wolf for C23(tr), /©Kathy deWitt for C24(cl), /©Cultura RM for C24(br), /©Imagestate Media Partners Ltd/Impact Photos for C24(cr); Corbis for C19(tl), Corbis/©Christina Richards for C3(tl), /©Tetra Images for C4(b), /©Noel Quidu/Kipa for C5(cr), /©Moment/Cultura for C8(tr), /©Image Source for C12(tr), /©Ocean for C18(tr); educationphotos.co.uk/walmsley for C2(b); Getty Images/©India Today Group for C1(t), /©Red Chopsticks for pC2(t), /©AFP for C6(b), /©White Packert for C12(tl), /©Kim Steele for C12(b), /©Stockbyte for C16(tl), /©Juzant for C16(tr), /©Neil Beckerman for C16(b), /©Oleksiy Maksy Menko for C21(cl), /©Bob Handelman for C22(tl), /©Justin Guariglia for C24(tl), /©Steven Lam for C24(bl); Image State/©Alain Le Garsmeur/Impact Photos for C20(tr); istockphoto/©Daniel Koebe for pC3(tr); Masterfile for C13(b), C20(b), C24(tr); Masterfile/©Scott Tysick for C1(b), /©Robert Harding Images for C7(tl), C23(b); Rex Features for C9(cl), C22(tr); Rex Features/©Offside for C18(tc)/©Gar/Phanie for C22(tr); Shutterstock/©Degtyaryov Andrey Leonidovich for C5(tr), /©Neil Roy Johnson for C7(tr), /©Sudheer Sakthan for C9(tr), /©Faraways for C9(bl), /©Kachalkina Veronika for C18(cr), /©Jasmine for C23(tl); Superstock/©age fotostock for C13(tl), /©zefa for C13(tr); Thinkstock/©Stockbyte for C4(tr), C9(cr), C18(tl), C21(cr), /©Digital Vision for C5(tl), C9(br), /©istockphoto for C5(tc), C5(bl), C21(tl), /©Brand X Pictures for C19(b), /©Creatas for p19(tr), /©Jupiterimages for C21(bl).

Picture Research by Hilary Luckcock.

Illustrations: Janos Jantner (Beehive Illustration)

Audio recordings made at dSound, London

Designed and typeset by eMC Design Ltd

Introduction

Who is *Advanced Trainer* for?

This book is suitable for anyone who is preparing to take *Cambridge English: Advanced*, also known as *Certificate in Advanced English (CAE)*. You can use *Advanced Trainer* in class with your teacher or – if you have the with-answers edition of the book – on your own at home.

What is *Advanced Trainer*?

Advanced Trainer contains six practice tests for *Cambridge English: Advanced*, each covering the Reading, Writing, Use of English, Listening and Speaking papers. The first two tests are Guided Tests, which means that they contain extra training and support to help you with each of the tasks in the exam. Tests 3 to 6 are purely practice tests. All six tests are at *Cambridge English: Advanced* level and match the exam in format and standard.

In Test 1 each part of each paper consists of a Training section and an Exam Practice section. The Training sections give information about each part of the exam and have advice and practice to help you prepare for it. They focus on grammar, vocabulary and functional language directly relevant to particular task types. This is supported by work based on correcting common grammar and vocabulary mistakes made in the exam by *Cambridge English: Advanced* candidates, as shown by the Cambridge Learner Corpus. (For more information on the **Cambridge Learner Corpus**, see page 7.)

The Exam Practice sections consist of the test itself accompanied by an Action Plan, giving step-by-step guidance for each task with tips on general strategy and advice linked to the specific questions. A Follow-up task at the end of the Exam Practice section invites you to reflect on the task and consider how you could improve your performance.

Test 2 also consists of a Training section and an Exam Practice section for each part of the exam. The Training sections are shorter than those in Test 1. They review the information provided in Test 1 and also include further practice for that part of the test. The Exam Practice sections provide additional tips and advice.

Tests 3 to 6 are complete practice tests without advice or training. They give you the opportunity to practise the advice and skills you have acquired while working through Tests 1 and 2.

There is an Explanatory Answer Key (see below) for each test.




Features of *Advanced Trainer*

- Full colour **visual material** for the Speaking paper of all six tests.
- **Explanatory answer keys** in the **with-answers** edition of the book, giving information not only about which answers are right, but also, where appropriate, explaining *why* certain answers are correct and other options are not.
- **Notes on all writing tasks** to explain what is required, with, in addition, **model answers** for each task type in the with-answers edition.
- In the **with-answers** edition a **Listening transcript** with underlining to indicate the sections that provide the answers to the exam questions.
- **Photocopiable answer sheets** for the Reading, Use of English and Listening papers. Before you take the exam, you should study these so that you know how to mark or write your answer correctly. In Writing, the question paper has plenty of lined paper for you to write your answers.
- **Three audio CDs**, available separately and with the 'with-answers' edition, contain recordings for the six Listening tests. The CDs also contain some Listening and Speaking practice materials relating to the two Guided Tests at the beginning of the book.

How to use *Advanced Trainer*

Test 1 Training

- For each part of each paper you should begin by studying **Task information**, which tells you the facts you need to know, such as what the task type tests and the kinds of questions it uses.
- Throughout Test 1 you will see information marked **Tip!** These tips give you practical advice on how to tackle each task type.
- In all papers, training exercises help you develop the skills you need, e.g. working out meaning from context, by working through example items.
- Answers to all the training exercises are in the **Explanatory answer key** in the with-answers edition.

- Throughout Test 1 there are **Useful language** sections which present and practise grammatical structures, vocabulary or functional expressions that are often tested by particular task types.
- Many exercises involve focusing on and correcting common language mistakes made by actual *Cambridge English: Advanced* candidates as shown by the **Cambridge Learner Corpus** (see below).
- In **Listening**, you are prompted to use one of the numbered CDs:  **01**  **01**  **01**. If you are working on your own using the with-answers edition of *Advanced Trainer*, you will need a CD player (or a computer that plays CDs) plus a watch or clock to make sure that you keep to the times allowed for each part of the test.
- In **Writing**, the **Explanatory answer key** contains model answers for the tasks. Although there are many different ways of answering each question, it is worth studying these and thinking about the structure and language of each of the answers provided.
- In **Speaking**, you are sometimes prompted to use one of the numbered CDs and do tasks as you listen. You can practise speaking on your own or with a partner, using what you have learnt in **Useful language** and in **Tips!**

Test 1 Exam Practice

- Look first at the **Action plan** which gives you clear step-by-step guidance on how to approach each task type.
- Read any further **Tips!** for that part of the exam.
- Work through an exam-style task, following the **Action plan** and making use of the **Advice** boxes, which suggest ways of dealing with specific items.
- Answers to all items are in the **Explanatory answer key**, which explains why the correct answers are right and others are wrong. For **Listening**, the parts of the **Transcripts** which give the correct answers are underlined.
- After doing the exam task, look at the **Follow-up task** and consider how you can do better in this part of the exam in future.

Test 2 Training

- Answer the questions in the **Review** section as these will remind you about this part of the exam. If you need to, use the cross-reference to Test 1 to check your answers.

- Look at the **Tips!** and work through the exercises which focus on other useful exam techniques and language to help with this part of the exam.
- There is further work based on mistakes frequently made by *Cambridge English: Advanced* candidates as shown by the **Cambridge Learner Corpus**.
- There is also an emphasis on revision with cross-references for each task type to the relevant **Task information** and **Action plan** in Test 1. You can refer back to these before you begin working through each Part.

Test 2 Exam Practice

- Think about the **Action Plan** for this part of the exam. Use the cross-reference if you need to.
- Use any **Tips!** on strategy and **Advice** relating to specific questions to help you work through the exam task.
- Do the task under exam conditions if possible, i.e. not using a dictionary and spending an appropriate amount of time on the task.
- Check your answers in the **Explanatory answer key**.

Tests 3–6 Exam practice

- In Tests 3, 4, 5 and 6 you should apply the skills, techniques and language you have learnt in Guided Tests 1 and 2.
- You can do these tests and the five papers within them in any order, but you should always try to keep to the time recommended for each paper. For the Listening paper you must **listen to each recording twice only**.
- It will be easier to keep to the exam instructions if you can find somewhere quiet to work, and ensure there are no interruptions.
- For the Speaking paper, it is better if you can work with a partner, but, if not, you can follow the instructions, and do all four parts on your own.
- If you have the with-answers edition of the book, you can check the answers and explanations for them, and also study the Listening transcripts, after you have completed the tasks.

Audio


In the *Cambridge English: Advanced* Listening Test the recordings are always repeated a second time in all four parts. In the *Advanced Trainer* Audio CD, Guided Tests 1 and 2, the recordings are repeated only for Part 1 of the Listening Test. For Parts 2, 3 and 4 in Guided Tests 1 and

2, you will hear an instruction to pause the recording and then repeat it. The length of the pause and the repetition reflect the test. In Tests 3–6 of *Advanced Trainer* Audio CD, for Parts 1, 2, 3 and 4, you do not need to pause the recording and repeat it, as the pauses and repeats are already included on the CD, as in the actual test.

The Cambridge Learner Corpus (CLC)

The Cambridge Learner Corpus (CLC) is a large collection of over 200,000 exam scripts written by candidates taking Cambridge ESOL exams around the world. It is growing all the time. It forms part of the Cambridge International Corpus (CIC) and it has been built up by Cambridge University Press and Cambridge ESOL. The CLC currently contains scripts from over:

- 150 different first languages
- 200 different countries

Exercises in *Advanced Trainer* which are based on the CLC are indicated by this icon:  Find out more about the Cambridge Learner Corpus at www.cambridge.org/corpus

Level of Cambridge English: Advanced

- *Cambridge English: Advanced* is at level C1 on the *Common European Framework of References for Languages: learning, teaching, assessment (CEFR)*. Achieving this level means that your English is good enough for you to study or work in most situations where English is the main language used.
- A pass mark at *Cambridge English: Advanced* is given a grade: A, B or C.
- Achieving a grade A means that your English is considered to be at level C2 on the CEFR.

Paper 1 Reading 1 hour 15 minutes

Texts are usually about 550–850 words each, making an overall total of about 3,000 words to read. They may be taken from newspapers and magazines, journals, books (fiction and non-fiction), promotional and informational materials. There are two marks for each correct answer in Parts 1, 2 and 3 and one mark for each correct answer in Part 4.

Part	Task type	No. of questions	Format	Task information
1	multiple choice	6	You read three shorter texts with a common theme and answer two questions on each text.	page 10
2	gapped text	6	You read a text with six paragraphs removed, and then fill in the gaps by choosing from a jumbled list of seven paragraphs.	page 14
3	multiple choice	7	You read a text and answer questions about it.	page 18
4	multiple matching	15	You read one or more texts and match relevant sections to what the questions say.	page 22

- If you do not get enough marks for a grade C in the examination, you may get a certificate stating that your English is at level B2, provided you have demonstrated that is the case.

Grading

- The grade that you receive is based on the marks that you receive in all five papers.
- Each of the papers – Reading, Writing, Use of English, Listening and Speaking – has a maximum possible weighted score of 40 marks.
- There is no minimum score for each paper and so you don't have to pass all five papers to pass the exam.
- You receive a certificate if you pass the exam – grades A, B and C are passes, D and E are fails.
- Whatever your grade, you will receive a Statement of Results. This includes a graphical profile showing how well you did in each paper, illustrating your relative performance on each of the skills.
- For more information on grading and results go to the Cambridge ESOL website (see Further information on page 9).

Content of Cambridge English: Advanced

Cambridge English: Advanced has five papers, each with several parts in it. For details of each part, see the page reference under the *Task information* heading in these tables.

Paper 2 Writing 1 hour 30 minutes

You have to do Part 1 (Question 1) plus any **one** of the Part 2 tasks. In Part 2 you can choose either one of questions 2 to 4 or one of the questions (5a or 5b) based on a set text. The possible marks for Part 1 and Part 2 are the same. In all tasks you are told what kind of text you must write, who you are writing to and why you are writing.

Part	Task type	No. of words	Format	Task information
1	article, report, proposal or letter	180–220	You write in response to an input text of up to 150 words.	page 26
2	Questions 2–4 article, report, proposal, letter, essay, review, competition entry, contribution to a longer piece or information sheet	220–260	You do a task based on a situation.	page 31
	Questions 5a and 5b article, essay, report or review	220–260	You write a task based on one of two set texts.	page 31

Paper 3 Use of English 1 hour

This paper focuses on your ability to use vocabulary and grammar accurately. There is one mark for each question in Parts 1 to 3 and two marks for each question in Parts 4 and 5. You can write on the question paper but you must remember to transfer your answers to the separate answer sheet before the end of the test.

Part	Task type	No. of questions	Format	Task information
1	multiple choice gap fill	12	You choose from four options the right word to fill a gap.	page 36
2	open gap fill	15	You think of a word to fill in each gap in a text.	page 40
3	word formation	10	You think of the right form of a given word to fill in each gap in a text.	page 43
4	gapped sentences	5	You find one word that fits in each of three different gapped sentences.	page 46
5	key word transformations	8	You have to complete a sentence with a given word so that it means the same as another sentence.	page 49

Paper 4 Listening about 40 minutes

You will both hear and see the instructions for each task, and you will hear each of the four Parts twice. You will hear pauses announced and you can use this time to read the questions. There is one mark for each question in this paper. At the end of the test, you will have five minutes to copy your answers onto the answer sheet.

If one person is speaking, you may hear announcements, radio broadcasts, speeches, talks, lectures or anecdotes, for example. If there are two speakers, then you might hear a radio interview, a discussion or a conversation, for example.

Part	Task type	No. of questions	Format	Task information
1	multiple choice	6	You hear three shorter extracts from conversations and answer two questions on each extract.	page 52
2	sentence completion	8	You hear a monologue of approximately three minutes and complete sentences about what you hear.	page 55
3	multiple choice	6	You hear a conversation of approximately four minutes between two or more speakers and answer questions about it.	page 57
4	multiple matching	10	You hear five monologues, of about thirty seconds each, on a related theme. For each monologue, you have to find the right answer in each of two sets of questions, containing eight options each.	page 59

Paper 5 Speaking 15 minutes

You will probably do the Speaking test with one other candidate although sometimes it is necessary to form groups of three. There will be two examiners, but one of them does not take part in the conversation. The examiner will indicate who you should talk to in each part of the test.

Part	Task type	Minutes	Format	Task information
1	The examiner asks you some questions.	3	You talk about yourself and give your opinions.	page 61
2	You talk on your own for about a minute.	1 + 30 seconds (for each candidate)	You talk about two pictures and then comment on the other candidate's pictures for about half a minute.	page 63
3	You talk to the other candidate.	4	You discuss a task based on a set of pictures together.	page 65
4	You talk about things connected with the topic of Part 3.	4	You take part in a discussion with both the other candidate and the examiner.	page 67

Further information

The information about *Cambridge English: Advanced* contained in *Advanced Trainer* is designed to be an overview of the exam. For a full description, including information about task types, testing focus and preparation for the exam, please use the *Cambridge English: Advanced Handbook*, which can be obtained from Cambridge ESOL at the address below or from the website at www.CambridgeESOL.org.

University of Cambridge ESOL Examinations
 1 Hills Road
 Cambridge
 CB1 2EU
 United Kingdom